

# WEBINAR RULES

PLEASE, TRY TO REMAIN MUTED ALONG THE WEBINAR

THERE IS A CHAT BOX FOR YOU TO ASK QUESTIONS OR SEND COMMENTS

ADDRESS THOSE QUESTION TO THE USER "The REUSE Company"

IN CASE OF ANY TECHNICAL ISSUE, PLEASE USE THIS CHAT BOX OR MAIL US AT:  
"support@reusecompany.com"

THIS WEBINAR WILL BE RECORDED

THE LINK WITH THE CONSEQUENT RECORDING WILL BE SENT IN A FEW DAYS

# HOW TO GENERATE A **QUALITY** **REPORT** OF YOUR REQUIREMENTS BASED ON THE **INCOSE** GUIDELINES IN **10** **MINUTES**



THE  
**REUSE**  
COMPANY

# WHO ARE WE?



## Katerina Godunova



[katerina.godunova@reusecompany.com](mailto:katerina.godunova@reusecompany.com)



[www.linkedin.com/in/kgodunova](https://www.linkedin.com/in/kgodunova)



THE  
**REUSE**  
COMPANY

# PROBLEM

---

YOUR REQUIREMENTS QUALITY IN 10 MIN

**GOOD REQUIREMENTS = SUCCESSFUL PROJECT**

# PROBLEM

---

YOUR REQUIREMENTS QUALITY IN 10 MIN

**GOOD REQUIREMENTS = SUCCESSFUL PROJECT**

THERE ARE **WRITING RULES**



# PROBLEM

---

YOUR REQUIREMENTS QUALITY IN 10 MIN

**GOOD REQUIREMENTS = SUCCESSFUL PROJECT**

THERE ARE **WRITING RULES**



**MANUAL ANALYSIS IS TEDIOUS, TIME-CONSUMING AND SUBJECTIVE**

# PROBLEM

---

YOUR REQUIREMENTS QUALITY IN 10 MIN

**GOOD REQUIREMENTS = SUCCESSFUL PROJECT**

THERE ARE **WRITING RULES**



**MANUAL ANALYSIS IS TEDIOUS, TIME-CONSUMING AND SUBJECTIVE**



# OUR SOLUTION

---

YOUR REQUIREMENTS QUALITY IN 10 MIN

2X1: FAST AND EFFECTIVE

**10 MINUTES IS ENOUGH TO SEE THE  
RESULTS**





# OUR SOLUTION

---

YOUR REQUIREMENTS QUALITY IN 10 MIN

2X1: FAST AND EFFECTIVE

**10 MINUTES IS ENOUGH TO SEE THE RESULTS**



LESS IS MORE



**THE BASICS ARE ALREADY USEFUL**

# OUR SOLUTION

---

YOUR REQUIREMENTS QUALITY IN 10 MIN

2X1: FAST AND EFFECTIVE

**10 MINUTES IS ENOUGH TO SEE THE RESULTS**



LESS IS MORE

**THE BASICS ARE ALREADY USEFUL**



WAYS TO GROW

**TAILORING OPPORTUNITY**



# VALUE PROPOSITION

---

YOUR REQUIREMENTS QUALITY IN 10 MIN

## 3 STEPS TO ASSESS YOUR QUALITY

---

01 02 03


# VALUE PROPOSITION

---

YOUR REQUIREMENTS QUALITY IN 10 MIN

## 3 STEPS TO ASSESS YOUR QUALITY

---



**DOWNLOAD THE INCOSE  
LIBRARY**

**01**


# VALUE PROPOSITION

---

YOUR REQUIREMENTS QUALITY IN 10 MIN

## DOWNLOAD THE INCOSE LIBRARY

---



# VALUE PROPOSITION

---

YOUR REQUIREMENTS QUALITY IN 10 MIN

## 3 STEPS TO ASSESS YOUR QUALITY

---

# 02

## SELECT YOUR BASELINE



# VALUE PROPOSITION

YOUR REQUIREMENTS QUALITY IN 10 MIN

## SELECT YOUR BASELINE

The screenshot displays a software interface for editing requirements. The main window is titled "Editing SysR42 - RQA" and has a menu bar with "File", "View", and "Log". Below the menu bar, it says "Authoring without patterns". The central text area contains the following text: "When in RM and the administrator confirms the combat initialization, the control laptop shall request the Temperature Warrior to change into Combat Mode." Above the text is a toolbar with various icons for editing, and a font settings section showing "Font: Arial" and "Font Size: 12".

On the right side, there is a "Correctness metrics summary" panel. It features a red header with the text "Low Quality" and a score of "0.93". Below the header is a table with two columns: "Metric" and "Value". The table contains the following data:

Metric	Value
Accuracy R03 / TRC-M050: Determine if the subject is a recognized Agent term	0
Accuracy R04 / TRC-M225: Avoid Unclassified Terms	4
Non-ambiguity R13 / TRC-M240: Avoid Incorrect spelling	1
Uniformity of Language R37 / TRC-M580: Avoid the use of unknown acronyms	1

At the bottom of the metrics panel, there is a link "Edit manual assessment" and the status "Ready".

# VALUE PROPOSITION

YOUR REQUIREMENTS QUALITY IN 10 MIN

## SELECT YOUR BASELINE

The screenshot displays the 'Editing SysR42 - RQA' application window. The main text editor shows a paragraph: "When in RM and the administrator confirms the combat initialization, the control laptop shall request the Temperature Warrior to change into Combat Mode." A tooltip points to the word "laptop" with the text: "Metric: Accuracy R04 / TRC-M225: Avoid Unclassified Terms" and "N/A".

On the right, the 'Correctness metrics summary' panel shows a total score of 0.93 and a 'Low Quality' status. The metrics are as follows:

Metric	Value
✓ Accuracy R03 / TRC-M050: Determine if the subject is a recognized Agent term	0
✓ Accuracy R04 / TRC-M225: Avoid Unclassified Terms	4
✓ Non-ambiguity R13 / TRC-M240: Avoid Incorrect spelling	1
✓ Uniformity of Language R37 / TRC-M580: Avoid the use of unknown acronyms	1

At the bottom of the metrics panel, there is a link for [Edit manual assessment](#) and a 'Ready' status indicator.



# VALUE PROPOSITION

YOUR REQUIREMENTS QUALITY IN 10 MIN

## SELECT YOUR BASELINE

Editing SysR42 - RQA

File View Log

Authoring without patterns

< No pattern group > No selected pattern group implies no writing assistance

Font Arial Font Size 12

When in RM and the administrator confirms the combat initialization, the control laptop shall request the Temperature Warrior to change into Combat Mode.

Metric: Non-ambiguity R13 / TRC-M240:  
Avoid Incorrect spelling  
N/A

Correctness metrics summary:

**Low Quality** **0.93**

Metric	Value
✓ Accuracy R03 / TRC-M050: Determine if the subject is a recognized Agent term	0
✓ Accuracy R04 / TRC-M225: Avoid Unclassified Terms	4
✓ Non-ambiguity R13 / TRC-M240: Avoid Incorrect spelling	1
✓ Uniformity of Language R37 / TRC-M580: Avoid the use of unknown acronyms	1

[Edit manual assessment](#) Ready

# VALUE PROPOSITION

YOUR REQUIREMENTS QUALITY IN 10 MIN

## SELECT YOUR BASELINE

The screenshot displays the 'Editing SysR42 - RQA' application window. The main text area contains the following text: "When in RM and the administrator confirms the combat initialization, the control laptop shall request the Temperature Warrior to change into Combat Mode." A callout box points to the word "RM" with the text: "Metric: Uniformity of Language R37 / TRC-M580: Avoid the use of unknown acronyms".

On the right side, the 'Correctness metrics summary' panel shows a 'Low Quality' status with a score of 0.93. The metrics are as follows:

Metric	Value
✓ Accuracy R03 / TRC-M050: Determine if the subject is a recognized Agent term	0
✓ Accuracy R04 / TRC-M225: Avoid Unclassified Terms	4
✓ Non-ambiguity R13 / TRC-M240: Avoid Incorrect spelling	1
✓ Uniformity of Language R37 / TRC-M580: Avoid the use of unknown acronyms	1

At the bottom of the metrics panel, there is a link for 'Edit manual assessment' and the status 'Ready'.

# VALUE PROPOSITION

---

YOUR REQUIREMENTS QUALITY IN 10 MIN

## SELECT YOUR BASELINE

---



# VALUE PROPOSITION

---

YOUR REQUIREMENTS QUALITY IN 10 MIN

## 3 STEPS TO ASSESS YOUR QUALITY

---



# ISSUE A QUALITY REPORT

# 03

# VALUE PROPOSITION

YOUR REQUIREMENTS QUALITY IN 10 MIN

## 3 STEPS TO ASSESS YOUR QUALITY

### 4.1.2 R2 -/ACCURACY/USEACTIVEVOICE

Use the active voice in the main sentence structure of the need or requirement statement with the responsible entity clearly identified as the subject of the sentence.

#### *Elaboration:*

The active voice requires that the entity performing the action is the subject of the sentence. This is important in writing needs and requirements since the onus for satisfying the requirement is on the subject, not the object of the statement. If the entity responsible for the action is not identified explicitly, it is unclear who or what should perform the action making verification of that requirement very difficult. Including the entity in the subject also helps ensure the requirement refers to the appropriate level consistent with the entity name (see R3).

Often when the phrase “shall be” is used, the statement is in the passive voice.

### 4.1.6 R6 -/ACCURACY/UNITS

Use appropriate units when stating quantities.

#### *Elaboration:*

All numbers should have units of measure explicitly stated in terms of the measurement system used or the thing the number refers.

Within a project, a common measurement system must be used consistently. For example, don't mix both US and metric units of measure within any of the project's artifacts.

There are three primary measurement systems: British imperial, US, Metric

For temperatures the following are used: celsius, fahrenheit, or kelvin, etc.

# VALUE PROPOSITION

YOUR REQUIREMENTS QUALITY IN 10 MIN

## 3 STEPS TO ASSESS YOUR QUALITY

### 4.1.2 R2 -/ACCURACY/USEACTIVEVOICE

Use the active voice in the main sentence structure of the need or requirement statement with the responsible entity clearly identified as the subject of the sentence.

#### *Elaboration:*

The active voice requires that the entity performing the action is the subject of the sentence. This is important in writing needs and requirements since the onus for satisfying the requirement is on the subject, not the object of the statement. If the entity responsible for the action is not identified explicitly, it is unclear who or what should perform the action making verification of that requirement very difficult. Including the entity in the subject also helps ensure the requirement refers to the appropriate level consistent with the entity name (see R3).

Often when the phrase “shall be” is used, the statement is in the passive voice.

### 4.1.6 R6 -/ACCURACY/UNITS

Use appropriate units when stating quantities.

#### *Elaboration:*

All numbers should have units of measure explicitly stated in terms of the measurement system used or the thing the number refers.

Within a project, a common measurement system must be used consistently. For example, don't mix both US and metric units of measure within any of the project's artifacts.

There are three primary measurement systems: British imperial, US, Metric

For temperatures the following are used: celsius, fahrenheit, or kelvin, etc.


# VALUE PROPOSITION

---

YOUR REQUIREMENTS QUALITY IN 10 MIN

## ISSUE A QUALITY REPORT

---



# Q&A



THE  
**REUSE**  
COMPANY



**COMING UP...**

**IN 10 MINUTES ONLY**

**WHEN WRITING TEXTUAL REQUIREMENTS,  
WHY IS IT MORE DIFFICULT TO CHOOSE THE  
CORRECT NUMBERS THAN THE CORRECT  
WORDS?**

**NOVEMBER 16TH, 2021**

**NOVEMBER 18TH, 2021**

**DON'T MISS IT!**



**THE  
REUSE  
COMPANY**

**COMING UP...**

**YOUR TOPIC!**

**PROPOSE US A SUBJECT OF  
YOUR INTEREST FOR AN  
EXPRESS WEBINAR**



THE  
**REUSE**  
COMPANY

# THANK YOU

---



[katerina.godunova@reusecompany.com](mailto:katerina.godunova@reusecompany.com)



THE  
**REUSE**  
COMPANY