

➤ Webinar rules:

- You'll be muted all along the Webinar
- There's a *Question* section to ask your questions or send your comments whenever you want
- If you have any technical issue, please use the chat box (not the *Question*)
- The Webinar will be recorded. A link to the recording will be sent to you in few days

RAT – Requirements Authoring Tool: Web Extension



José M. Fuentes

The REUSE Company
Chief Operating Officer

jose.fuentes@reusecompany.com

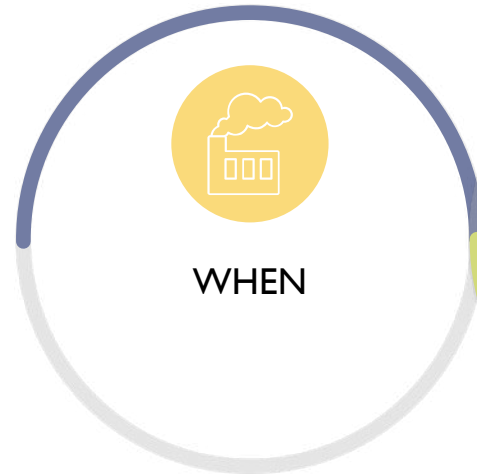


THE
REUSE
COMPANY



- Introduction to The REUSE Company and the speaker
- What is RAT, the Requirements Authoring Tool
- Why a Web extension for RAT
- How to get and configure the extension
- Live demo
- Q&A





01 The company was established in **1999**
As a spin-off of a University in Madrid



02 **System + Software Engineers**
Smart combination between Company staff and R&D from Academia



03 **Headquarters:** Madrid (Spain)
International offices: Stockholm (Sweden)
Tokyo (Japan) Delegation
2022: Boston (USA)



04 Specialized in the application of **semantic technologies** and **artificial intelligence** to improve the **digitalization** of the **Systems Engineering life cycle (SysLCM)**.



› The Systems **ENGINEERING** Suite:

- › RQA – QUALITY Studio
- › RAT – AUTHORIZING Tool
- › TRACEABILITY Studio
- › V&V Studio
- › KM – Knowledge Manager

› SES ENGINEERING Studio:

- › TMx
- › HUBx
- › REx
- › KMx
- › SLCMx

José Fuentes



- **Current Position:** Chief Sales Manager of The REUSE Company
- Former Product Manager of RQA and the Systems Engineering Suite
- INCOSE CSEP Certified
- Graduated in the INCOSE Institute for Technical Leadership
- Member of the board of AEIS – The Spanish chapter of INCOSE
- Active contributor to the INCOSE Guide to Writing Requirements
- Other certifications: ITIL
- Other interests: Project Management, Business Analysis, Risk Management



RAT

Requirements Authoring Tool



Real-time quality check

Based on rules like: INCOSE, ESA, NASA, BABoK...



Writing assistant

Based on requirements patterns like those in: INCOSE, EARS, MASTER Sophist...



Fully integrated

Seamlessly integrated inside your own requirements management tool: DOORS, PTC Windchill...

Desktop RAT:

The screenshot shows the SES ENGINEERING Studio interface. The main window displays a requirements document titled 'TW[V23 2] - System Requirements for the Temperature Warrior'. A 'Low Quality' alert is visible, indicating a 'Correctness metrics summary' with a score of 0.64. The alert lists several metrics, including 'Accuracy R01 / TRC-M365: Avoid the use of Banned Modal Verbs' and 'Abstraction R31 / TRC-M490: Avoid stating a solution'. A table of 'Other quality elements' is also shown, listing metrics such as 'Accuracy R09 / TRC-M200: Avoid open-ended clauses' and 'Abstraction R31 / TRC-M500: Avoid stating a solution'. The interface includes various toolbars and a 'Quality Assurance' section.

Current add-in integrations:



IBM DOORS



IBM Rational DOORS Next Generation



CAMEO SYSTEMS MODELER



IBM Rhapsody



windchill



IBM DOORS



IBM Rational DOORS Next Generation



Active poll

0



Which tools do you regularly use to manage your requirements?

IBM DOORS

0%

IBM DOORS Next Generation

0%

IBM Rhapsody

0%

PTC Windchill

0%

PTC Codebeamer

0%

Siemens Teamcenter

Join at
slido.com
#3460 767





Why a web extension for RAT?

Why a web extension for RAT? Because we do listen to our customers and potential users!

I SAY:

Sometimes I open my desktop app, but I also use web browser sometimes

I SAY:

If RAT and RQA are integrated in Teamcenter, why not Polarion?

I SAY:


Why RAT is not yet integrated with my current Requirements Management tool

I SAY:

Why not writing requirements in JIRA following the INCOSE patterns?

I SAY:

How can I easily extend the list of connectors to other tools?



RAT Online
X

Metrics & Patterns Panel

Low quality (0.57)

STATE based condition, <Compon...

[STATE based condition, <Component> sh...

Matching 🔍 📁 👤 1,511,848

Avoid the use of Banned Modal Verbs

Accuracy / TRC-M365: Avoid the use of Ba...

☆☆☆ 🔍 📁 👤 📊 1

Avoid parentheses

Singularity / TRC-M390: Avoid the use of P...

☆☆☆ 🔍 📁 👤 📊 2

< Metrics
Authoring Patterns >

Correctness

01.01 - State transition
STATE based condition, <Component> shall enter <State>

Paragraph
A
AI
B
I
U
S
📄
🔗
🔍
👤
📁
👤
✖

While the temperature warrior is in combat mode and (the user starts a battle), the temperature warrior should

The screenshot displays the RAT Online web interface. On the left is a 'Metrics & Patterns Panel' with a search bar and three metric cards: 'STATE based condition, <Compon...', 'Avoid the use of Banned Modal Verbs', and 'Avoid parentheses'. The main area is a text editor with a toolbar and a dropdown menu showing suggestions for the word 'should' in the sentence 'While the temperature warrior is in co... temperature warrior should enter into...'. The suggestions list includes: activated, active, authentication mode (highlighted), combat mode, configuration mode, continuous ignition, cooling mode, deactivated, emergency, and end. At the bottom left, there are navigation buttons for 'Metrics' and 'Authoring Patterns', and a 'Correctness' indicator.



☰ Active poll

0 👤



Join at
slido.com
#3460 767

How do you reach your requirements

I use a desktop application

0%

I use Chrome

0%

I use Firefox

0%

I use Edge

0%

I use Safari

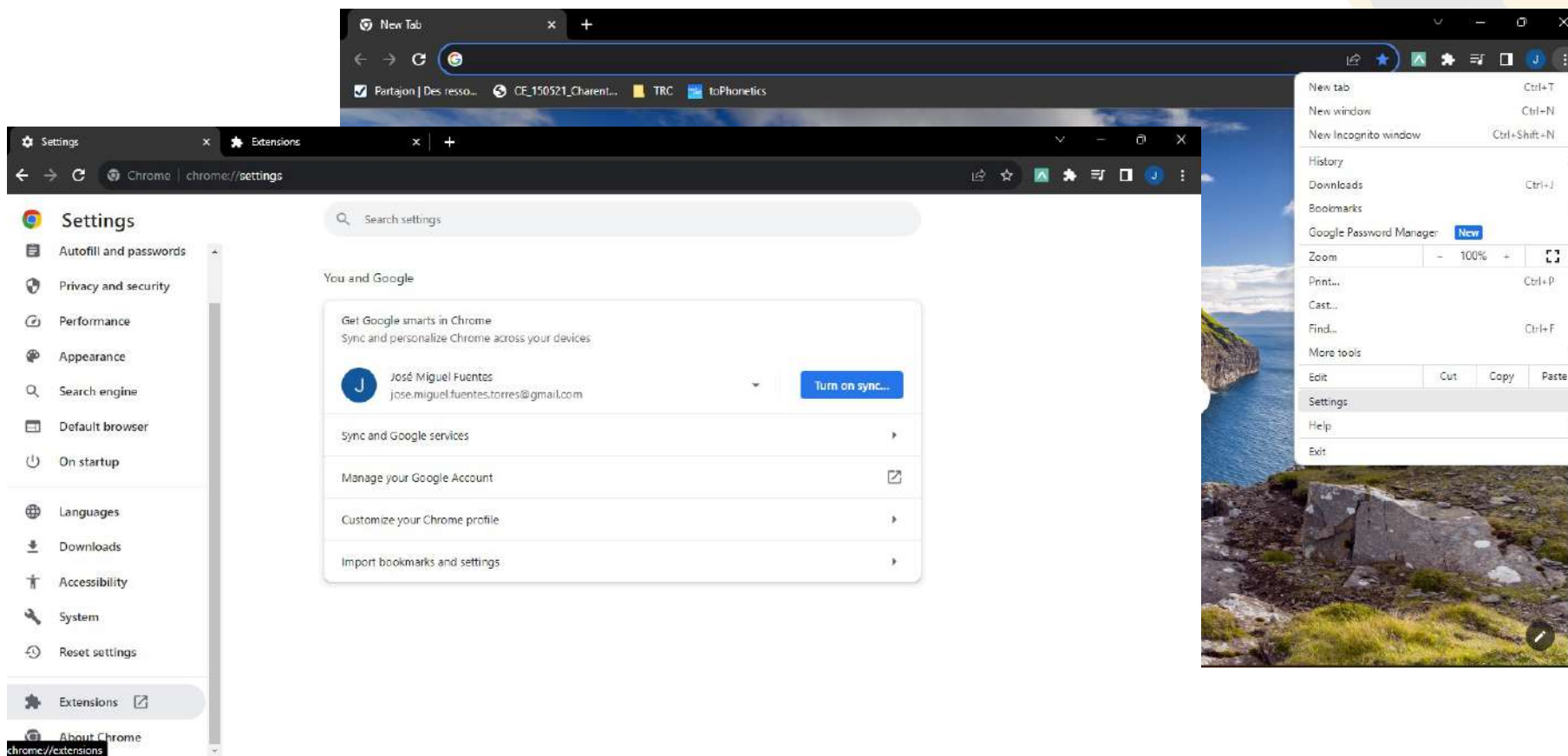
0%



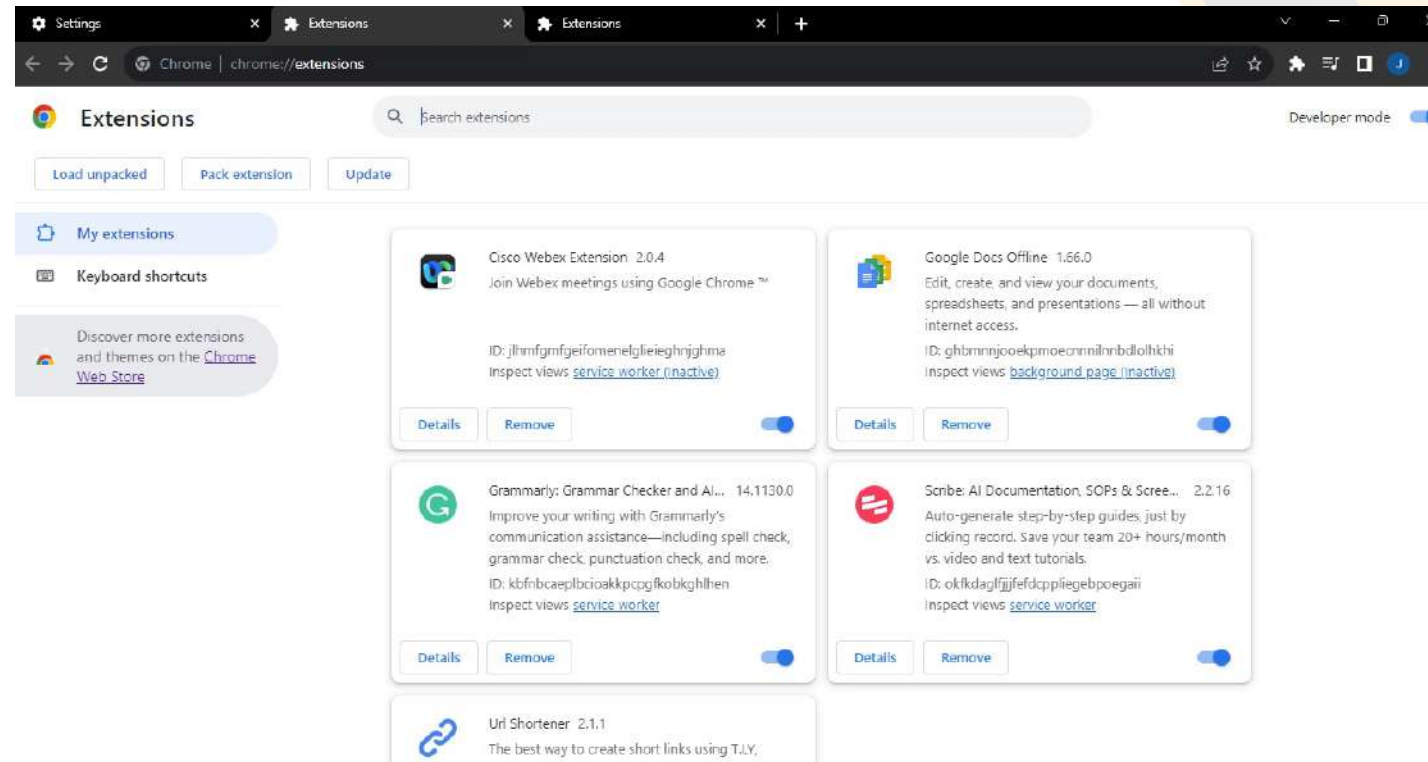
How to get & configure RAT Web Extension

➤ Step #1:

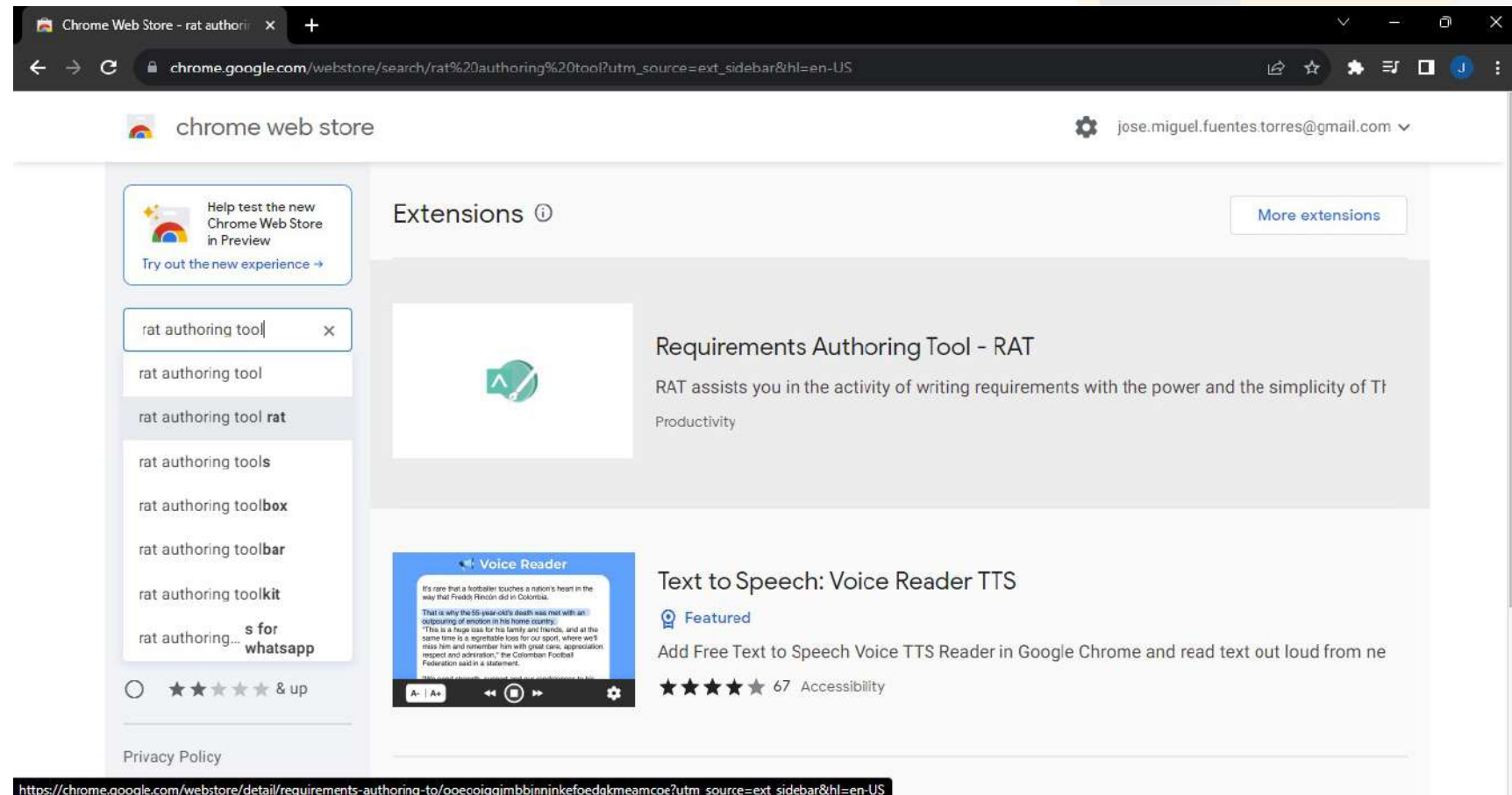
- Reach the extension section of the settings of your web browser



- Step #2:
- Get to the *Extension Store*

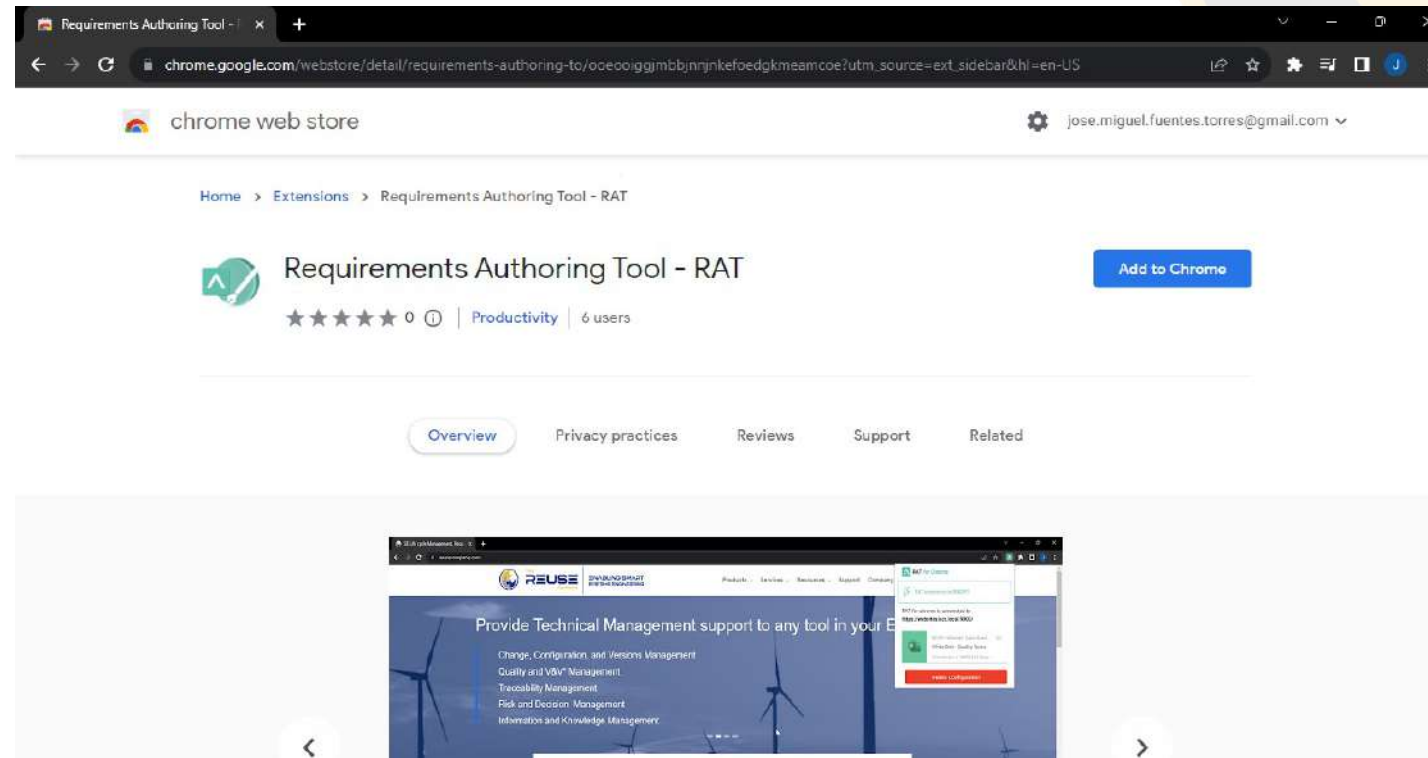


- Step #3:
- Look up *RAT Authoring Tool*

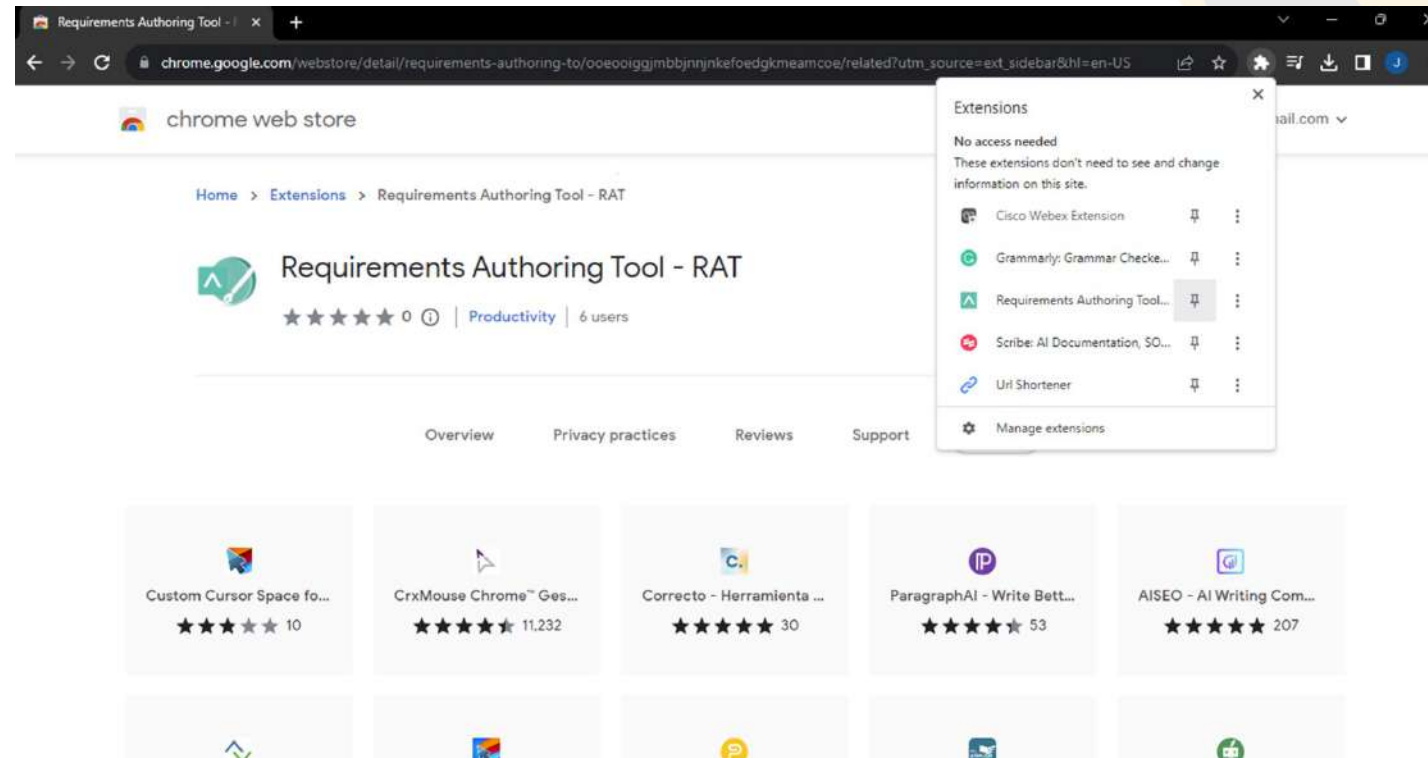


The screenshot shows a Chrome browser window with the address bar displaying `chrome.google.com/webstore/search/rat%20authoring%20tool?utm_source=ext_sidebar&hl=en-US`. The page title is "chrome web store" and the user is logged in as `jose.miguel.fuentes.torres@gmail.com`. The search results for "rat authoring tool" are displayed, showing a list of suggestions on the left and two extension cards on the right. The top card is for "Requirements Authoring Tool - RAT" with a green icon and a description: "RAT assists you in the activity of writing requirements with the power and the simplicity of T... Productivity". The bottom card is for "Text to Speech: Voice Reader TTS" with a blue icon and a description: "Add Free Text to Speech Voice TTS Reader in Google Chrome and read text out loud from ne... 67 Accessibility". A URL bar at the bottom of the screenshot shows `https://chrome.google.com/webstore/detail/requirements-authoring-to/oeoicgjmmbjnnjnkefoedgkmeamcoe?utm_source=ext_sidebar&hl=en-US`.

- Step #4:
- Click on the RAT web extension, and click *Add to Chrome*

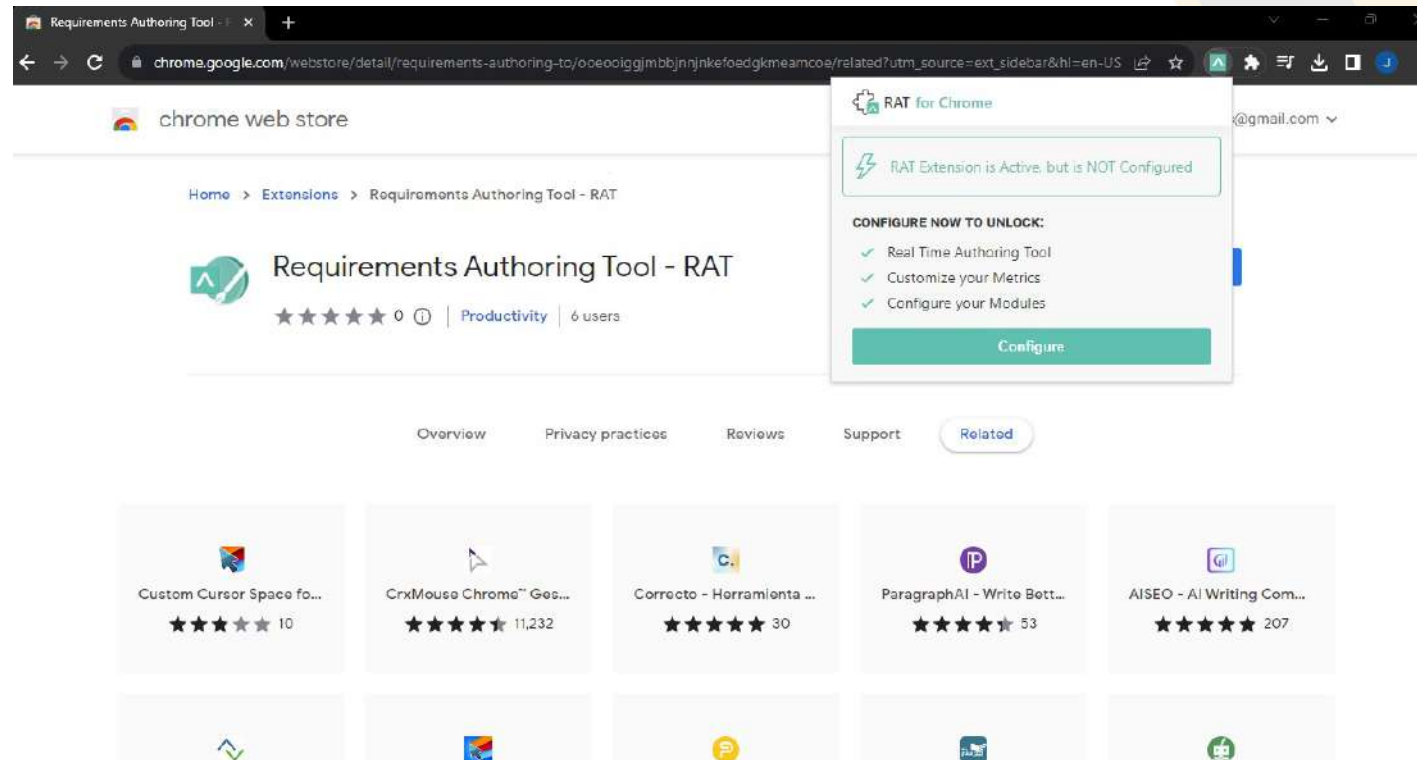


- Step #5:
- Pin the RAT extension to the list of pinned extensions



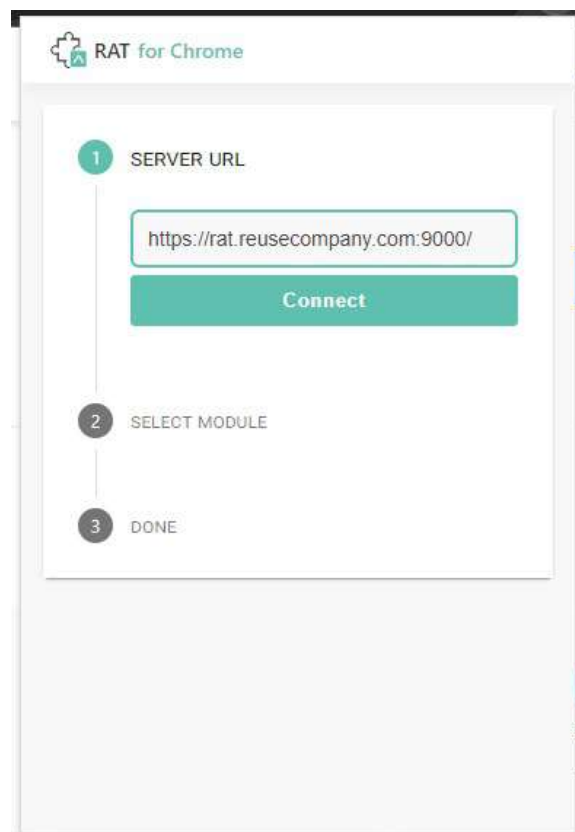
➤ Step #6:

➤ Click on the RAT Web Extension icon () to configure it



➤ Step #7:

- Ask your IT administrator for the URI where the RAT Server has been installed
- Copy&Paste
- Connect



RAT for Chrome

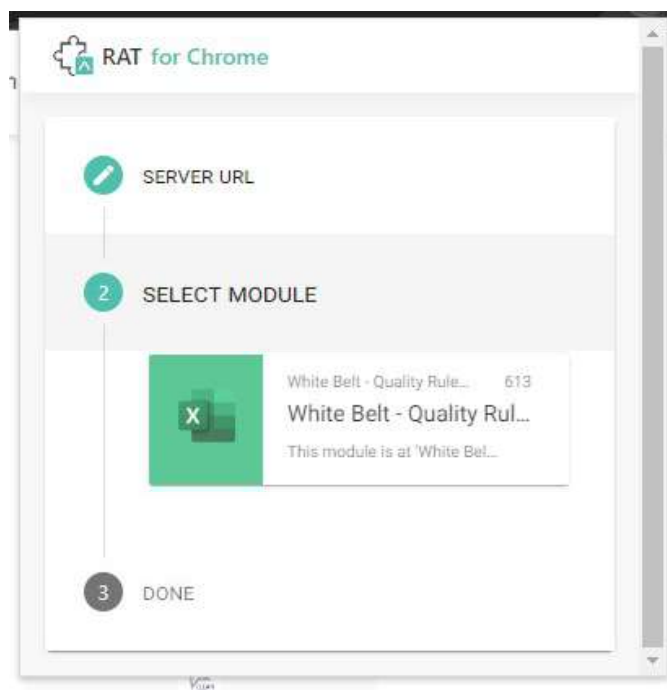
1 SERVER URL

Connect

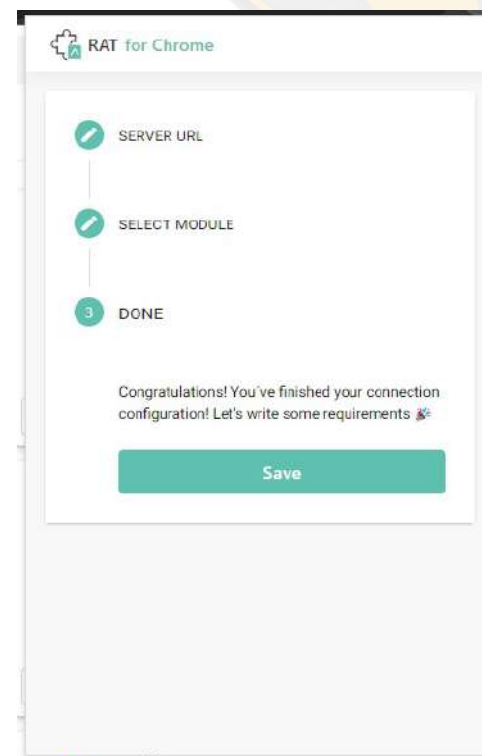
2 SELECT MODULE

3 DONE

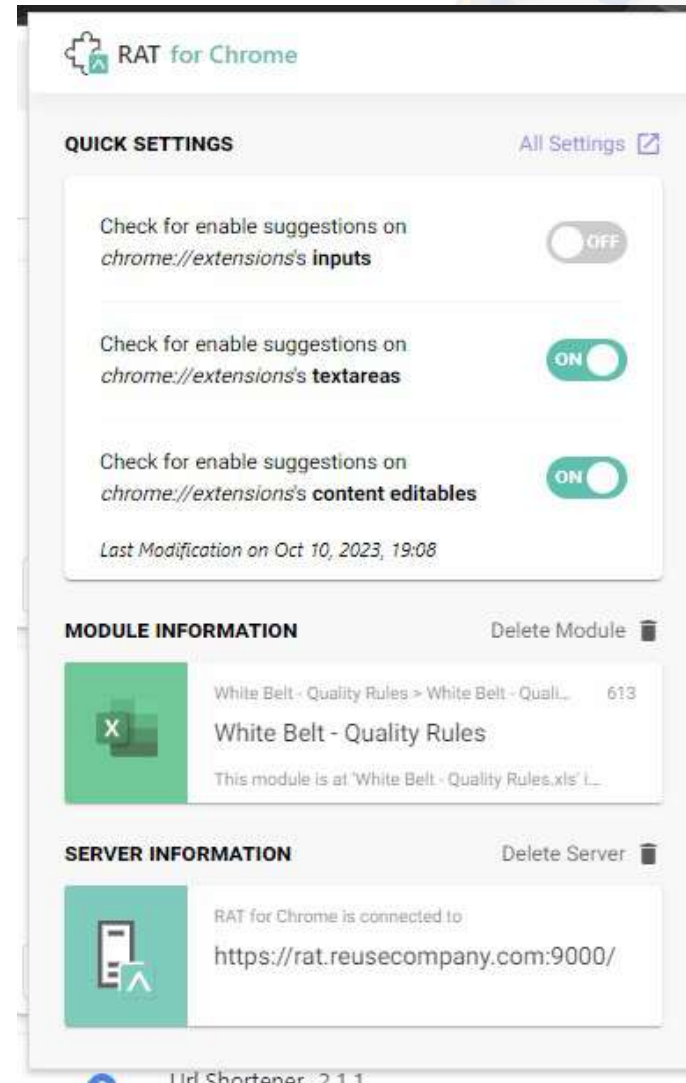
- Step #8:
- Choose a *Quality belt*



- And click *Save*



- Step #9:
 - Select if you want help assistance for *inputs*, *textareas*, or *content editables*



The screenshot shows the settings interface for the 'RAT for Chrome' extension. It is divided into three main sections: 'QUICK SETTINGS', 'MODULE INFORMATION', and 'SERVER INFORMATION'. The 'QUICK SETTINGS' section has three toggle switches: 'Check for enable suggestions on chrome://extensions's inputs' (OFF), 'Check for enable suggestions on chrome://extensions's textareas' (ON), and 'Check for enable suggestions on chrome://extensions's content editables' (ON). The 'MODULE INFORMATION' section shows a module named 'White Belt - Quality Rules' with a version number of 613. The 'SERVER INFORMATION' section shows the extension is connected to the server at 'https://rat.reusecompany.com:9000/'.

QUICK SETTINGS [All Settings](#)

Check for enable suggestions on `chrome://extensions's inputs`

Check for enable suggestions on `chrome://extensions's textareas`

Check for enable suggestions on `chrome://extensions's content editables`

Last Modification on Oct 10, 2023, 19:08

MODULE INFORMATION [Delete Module](#)

White Belt - Quality Rules > White Belt - Quali... 613


White Belt - Quality Rules

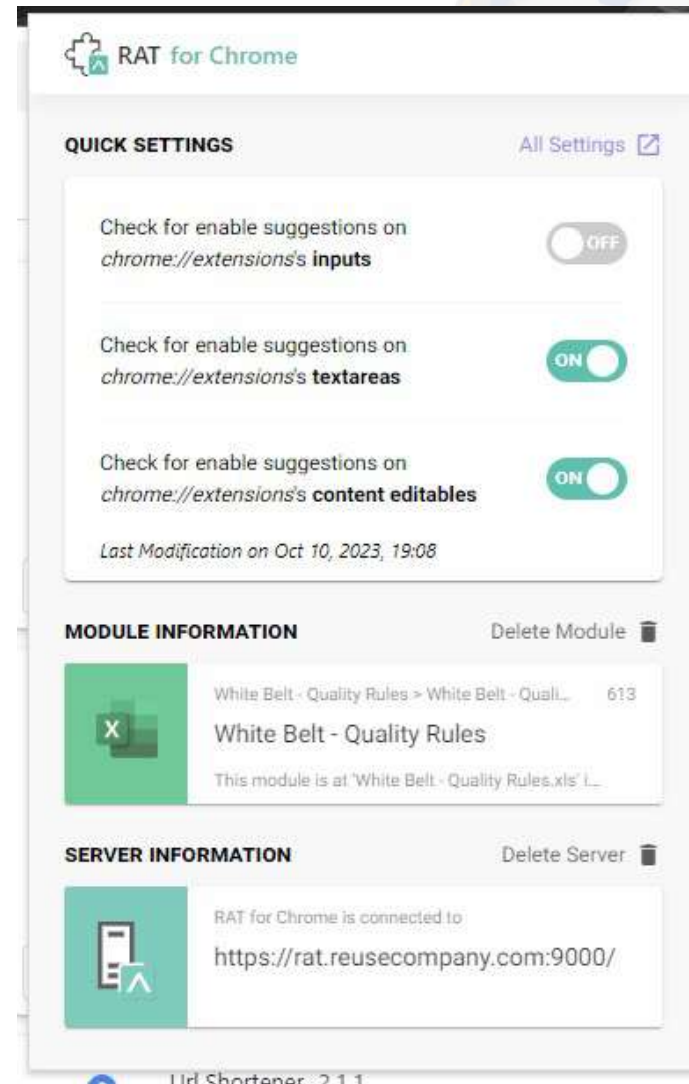
This module is at "White Belt - Quality Rules.xls" L...

SERVER INFORMATION [Delete Server](#)

RAT for Chrome is connected to

<https://rat.reusecompany.com:9000/>

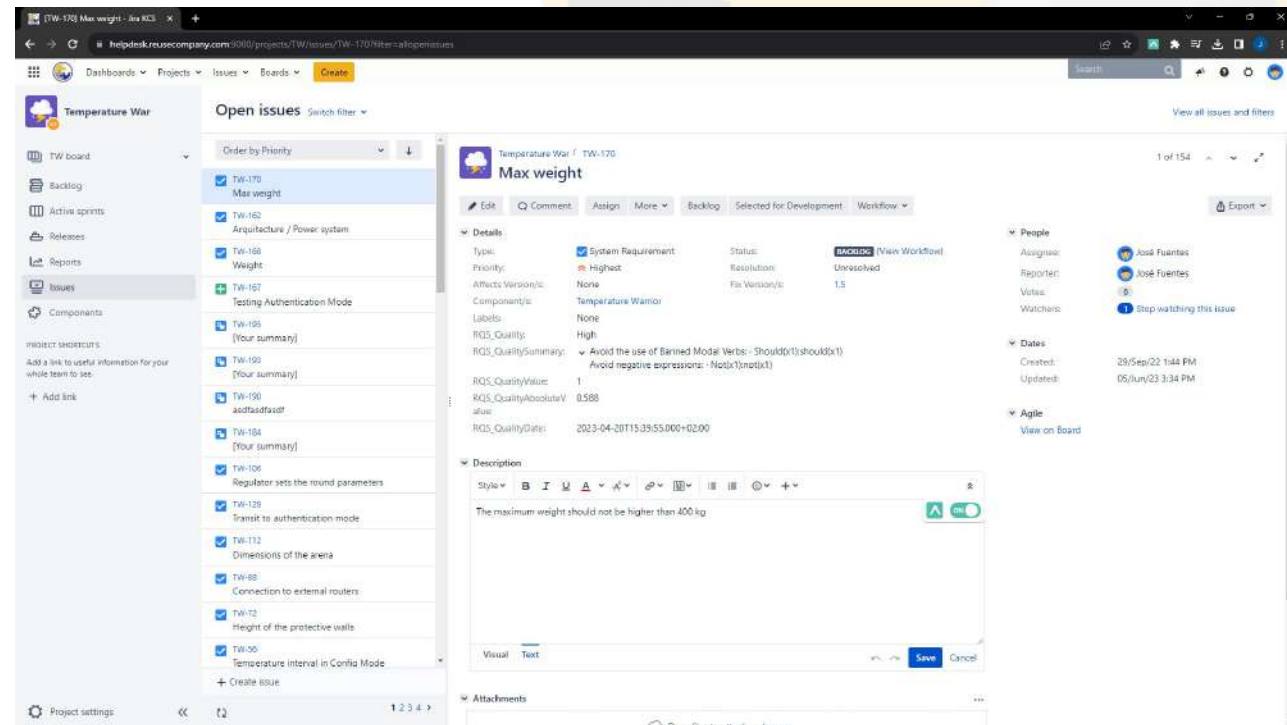
- > Step #10:
- > Go to your Requirements Management tool, select a *text area*, and click in the RAT Web Extension icon ()
- > Now indicate if, for this website, you need RAT help in *inputs*, *textareas*, and/or *content editables*



➤ Step #1 I:

➤ Click in the RAT Web Extension icon whenever you need help ()

➤ Or deactivate RAT for this website ()





**Live
Demonstration**





How to deal with changes in PDF regulation for Systems Engineers - "Because change happens".



Dates:

Tuesday, November 07, 2023, 5:00 PM CET (Madrid)/
5:00 PM JST (Tokyo)/ 7:00 PM AEDT (Sydney)

Thursday, February 08, 2023, 9:00 AM CET (Madrid)/
8:00 AM PST (Los Angeles)/11:00 AM EST (Detroit)

Every safety-critical project has to do with regulation, which 99% of the time, comes in PDF format.

Digitalizing those PDF files is key for any successful project: identifying relevant regulatory pieces, providing them with a unique ID, creating and attaching attributes (comments, risks levels...) to them, as well as tracing with any other engineering item to quickly detect uncovered items.

Semantic tools can help during this process and, since change is inevitable in any project, your Requirements Management tool shall wisely react to those changes: impact analysis.

Follow us to learn how to smartly deal with those PDF files and their changes in more depth during a 1-hour webinar!





José M. Fuentes



jose.fuentes@reusecompany.com



+34 912 17 25 96



@ReuseCompany



<https://www.linkedin.com/in/josemiguel Fuentes/>





> www.reusecompany.com

- > Resources -> Webinars (15' and 1hr)
- > Services
- > Support Forum

Enabling SMART Systems Engineering

THE REUSE COMPANY

Products Services Resources TRC Forum Support Company Contact

<p>Requirements management through AIIG Contracts</p>	<p>Connecting the Dots: Interoperability between your favourite Systems Engineering tools</p>	<p>Semantic traceability: how to keep the digital thread all along the SE lifecycle</p>	<p>The MBSE Podcast Trust us we are Systems Engineers MBSE around the world: Spain with Juan Llorens</p>
<p>Passive voice requirements: Why "passive voice" actually can become a nightmare</p>	<p>(In Spanish) Invitados al podcast 'Sistemistas': V&V ¿Qué es qué?</p>	<p>Connecting textual requirements and Capella models (Invited presenters)</p>	<p>Requirements Management: Managing data over entire life cycles</p>
<p>How to kick off your KM – KNOWLEDGE Management project</p>	<p>Taming the System Engineering Life cycle using Connectivity and Interoperability: the SES ENGINEERING Studio</p>	<p>Raise the ante: high-quality models is the only way forward after high-quality requirements</p>	<p>Digitalizing the V&V process on both sides of the V-Model</p>



The REUSE Company

265 prenumeranter

PRENUMERERAR



HEM

VIDEOR

SPELLISTOR

KANALER

OM



RQA - QUALITY Studio ▶ SPELA UPP ALLA

RQA - QUALITY Studio allows you to define, measure, manage and improve the quality of your requirements, models, documents etc.



Model Based Requirements Engineering

1:41

SES ENGINEERING Studio for Requirements

The REUSE Company
89 visningar • för 4 månader sedan



RQA for MBSE

1:00:20

Raise the ante: high-quality models is the only way...

The REUSE Company
45 visningar • för 5 månader sedan



ISSUE A QUALITY REPORT

12:53

How to generate a quality report of your requirements...

The REUSE Company
72 visningar • för 10 månader sedan



02 TAILORING & EXTENSION

47:57

Why Challenging the INCOSE Consistency metrics might...

The REUSE Company
66 visningar • för 11 månader sedan



Requirement's completeness

Tips and tricks

1:12:01

Completeness: tips and tricks for high-quality...

The REUSE Company
113 visningar • för 11 månader sedan



What is Requirements Correctness?

1:12:53

Improve the quality of your requirements using advanc...

The REUSE Company
116 visningar • för 1 år sedan

The REUSE Company in YouTube: <https://www.youtube.com/user/TheREUSECompany>



THE
REUSE
COMPANY

